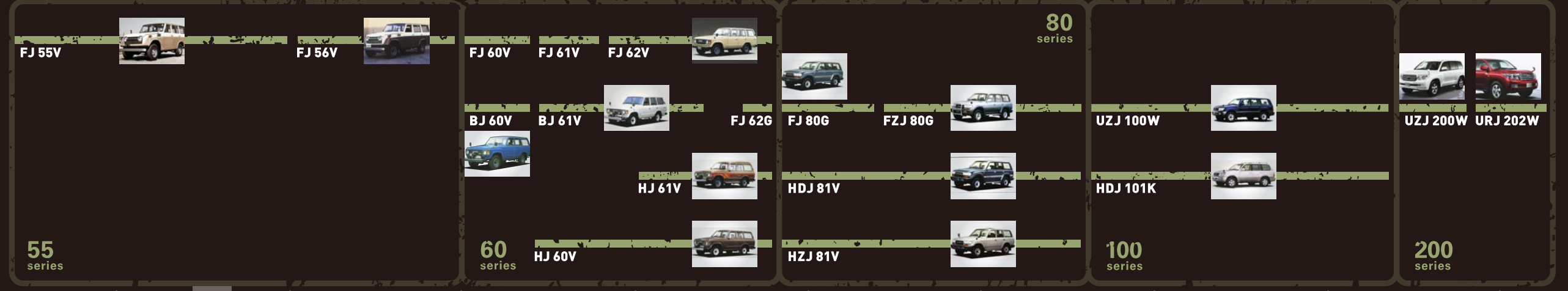


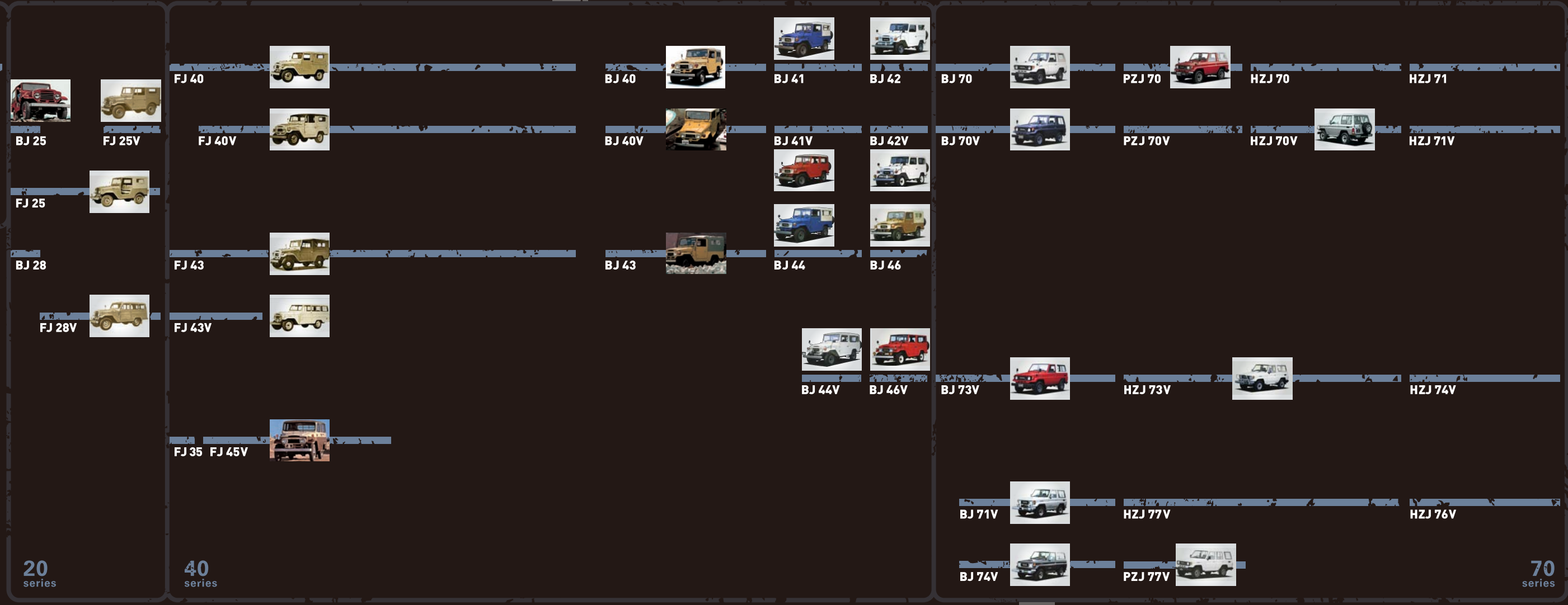
1950 | 51 52 53 54 | 1955 | 56 57 58 59 | 1960 | 61 62 63 64 | 1965 | 66 67 68 69 | 1970 | 71 72 73 74 | 1975 | 76 77 78 79 | 1980 | 81 82 83 84 | 1985 | 86 87 88 89 | 1990 | 91 92 93 94 | 1995 | 96 97 98 99 | 2000 | 01 02 03 04 | 2005 | 06 07 08 09 | 2010 | 11

Station Wagon
55/60/80/100/200 series

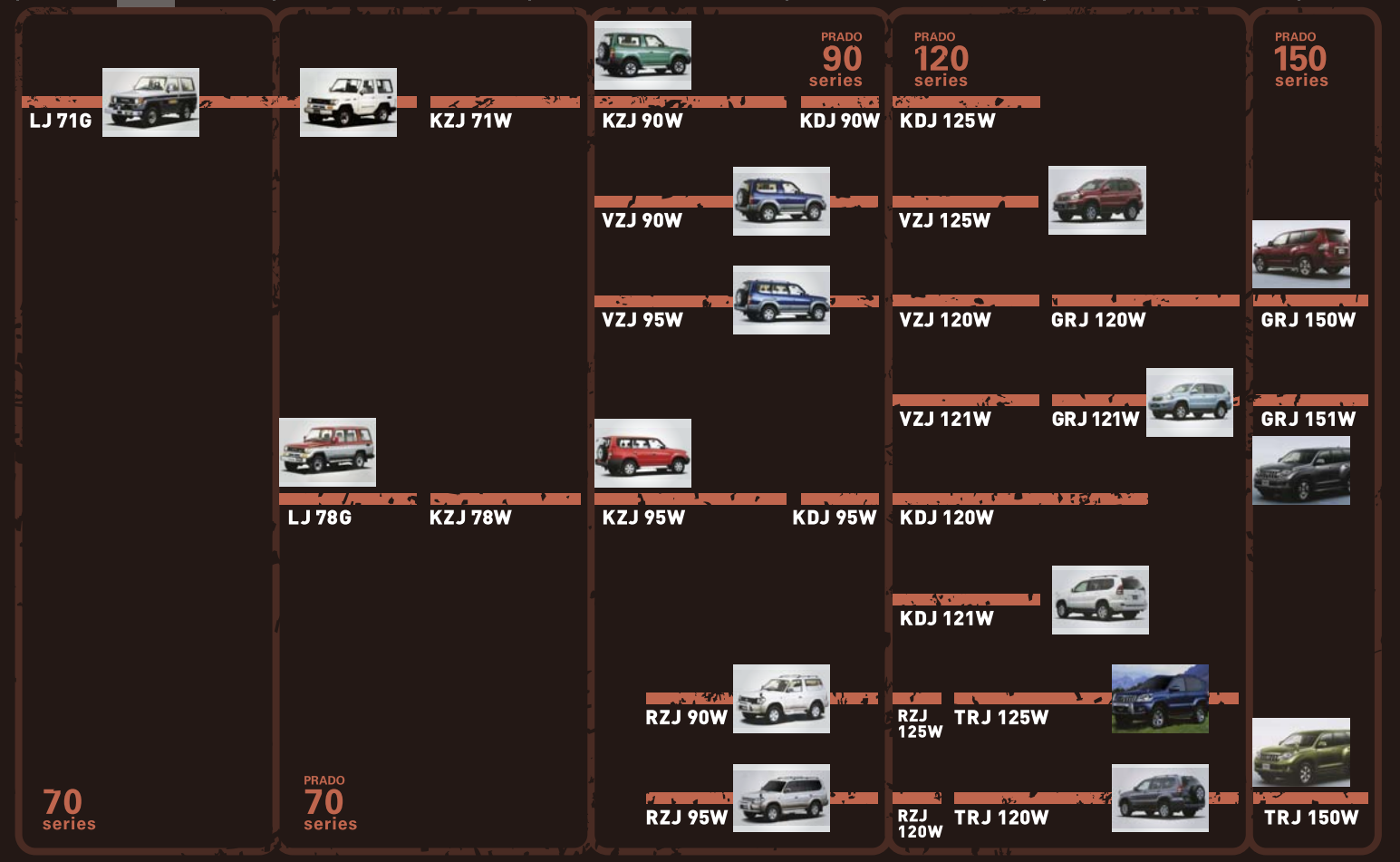


Heavy Duty
BJ/20/40/70 series

TOYOTA JEEP BJ
BJ series



Light Duty
70/90/120/150 series



60 years of history.

60 years after the first model is born.
 Even if a time changes, the development style which consistently focusing on "reliability", "durability", and "maneuverability" does not change.
 Visiting every corner of the earth, by listening to the voice of drivers, and feeding back to the new vehicle development, exceptional car which symbolizes each era has been born.
 Going its own path for 60 years of history.
 Land Cruiser continues to drive along the trackless path toward the future.

*This chronological table shows Land Cruiser in Japan.